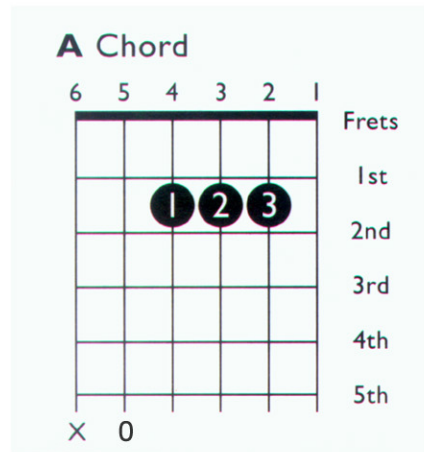


Chord Boxes



Chord boxes are diagrams used to show how to play certain chords.

The chord box represents the fretboard of the guitar with the thickest string (6th) on the left hand side.

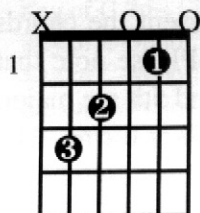
Fingerings are also shown by black circles with numbers in the centre.

Any strings which have an 0 or X symbol above or below them are either played open (the string plucked with no finger on it) or X not played at all (your thumb can be used to mute the string in certain chords)

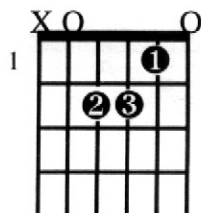
Numbers of the left hand side indicate which fret the chord is played on.

More examples of chord boxes:

C = C major



Am = A minor



F = F major

